



PHILADELPHIA SOLAR
DELIVERING CLEAN ENERGY SOLUTIONS


NEXUS

PS-MNG156(HCBF)-xxxW

Half-Cell N-Type 16BB Bifacial Module

605 - 625 Watt

Positive power tolerance of 0 ~+3%



Philadelphia Solar's Mono-Crystalline N-type modules with power up to **625Wp** are produced using the state-of-the-art (automated) robotic production lines. These modules are suitable to be used for most electrical power applications and have excellent durability to prevailing weather conditions

CERTIFICATIONS

EN ISO 9001: 2015
Quality Management System
EN ISO 14001: 2015
Environmental Management System
EN ISO 45001: 2018
Occupational health and safety management systems



APPLICATIONS



On-Grid Commercial/
Industrial Roof-Tops



Off-Grid Systems
(Including Lighting Systems)



Solar Power Plants

FEATURES



Power output increases by 5-25% from the backside resulting in significantly reduced LCOE and (IRR).



Exceptional Anti-PID performance through the use of optimized mass-production processes and strict materials control.



Less partial shading current mismatch loss so more power output.



Withstand High Mechanical load :
Front (5400 Pascal)
Back (2400 Pascal)



Improved light trapping and current collection technology enhance module power output and reliability.

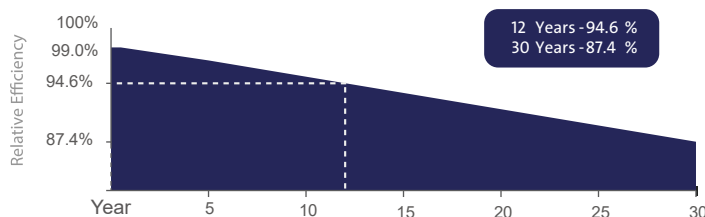


Better temperature coefficients come from half-cell design.



Made In Jordan

LINEAR PERFORMANCE WARRANTY



12 Years - 94.6 %
30 Years - 87.4 %



12 Year Product Warranty



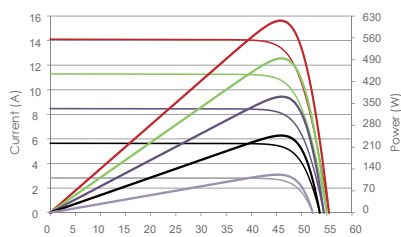
30 Year Linear Power Warranty



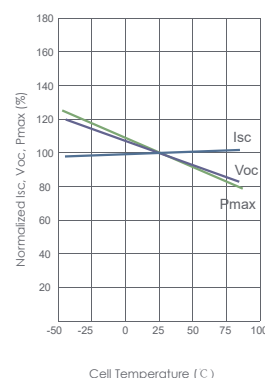
Only -0.4% Annual Degradation

Electrical Performance & Temperature Dependence

Current-Voltage & Power-Voltage Curves (615W)



Temperature Dependence of Isc, Voc, Pmax



Voltage (V)

Cell Temperature (°C)

ELECTRICAL CHARACTERISTICS


POWER AT STC	605 W	610 W	615W	620W	625W
Short Circuit Current - Isc (A)	13.95	14.03	14.11	14.19	14.27
Maximum Power Current - Impp (A)	13.32	13.38	13.44	13.50	13.56
Open Circuit Voltage - Voc (V)	55.17	55.31	55.44	55.58	55.72
Maximum Power Voltage - Vmpp (V)	45.42	45.60	45.77	45.93	46.10
Module Efficiency - η' (%)	21.64%	21.82%	22.00%	22.18%	22.36%
Bifaciality Ratio (%)	80% \pm 5				
Power tolerance (%)	0~+3%				

Values at Standard Test Conditions STC (Air Mass AM 1.5, Irradiance 1000 W/m², Cell Temperature 25° C).

MATERIAL CHARACTERISTICS

Characteristics	Value
Cells per Module	156 (78x 2)
Cell Type	N Type(TopCon) Mono-Crystalline
Front Surface	2mm Semi -Tempered Pattern Coated Glass
Back Cover	2mm Semi -Tempered / Porcelain Glass
Frame	Anodized Aluminum (Black/Silver)
Junction Box	IP 68 With original MC4
Cable Length	1200mm Cable length could be customized
Fire Classification	UL Type 29

MODULE DRAWINGS



THERMAL CHARACTERISTICS


Characteristics	Value
Open Voltage Temperature Coefficient VOC (%/C°)	-0.25
Short Circuit Current Temperature Coefficient ISC (%/C°)	+0.045
Power Temperature Coefficient PMP (%/C°)	-0.29
NOCT (°C)	45 \pm 2

OPERATING CONDITIONS

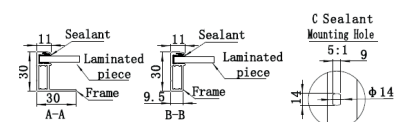
Maximum Sytem Voltage - Vmax (V)	1500
Maximum Series Fuse (A)	30
Operating Temperature Range (°C)	IEC: -40 to +85 UL: -40 to +90

PHYSICAL CHARACTERISTICS

Characteristics	Value
Module Dimensions (mm)	2465 \pm 1 x 1134 \pm 1 x 30
Module Weight (kg)	34.0 \pm 1kg
Packaging	Value
Modules per Pallet	36
40 Feet High-Cube Container	576 Modules
Mechanical Load**	Value
Max Static load (Front)	5400 Pa
Max Static load (Back)	2400 Pa
Dynamic load	1000 Pa



Cross Section A-A&B-B



- ◆ Tolerance of power Current and Voltage (ISC,VOC) \pm 5 %
- ◆ Datasheet is subjected to change without prior notice, always obtain the most recent version of the datasheet.
- ◆ ** Caution: For professional use only, the installation and handling of PV modules and cleaning modules require professional skills and should only be performed by qualified professionals, please read the Installation and Operation Manual before using the modules, also Cleaning Guidelines